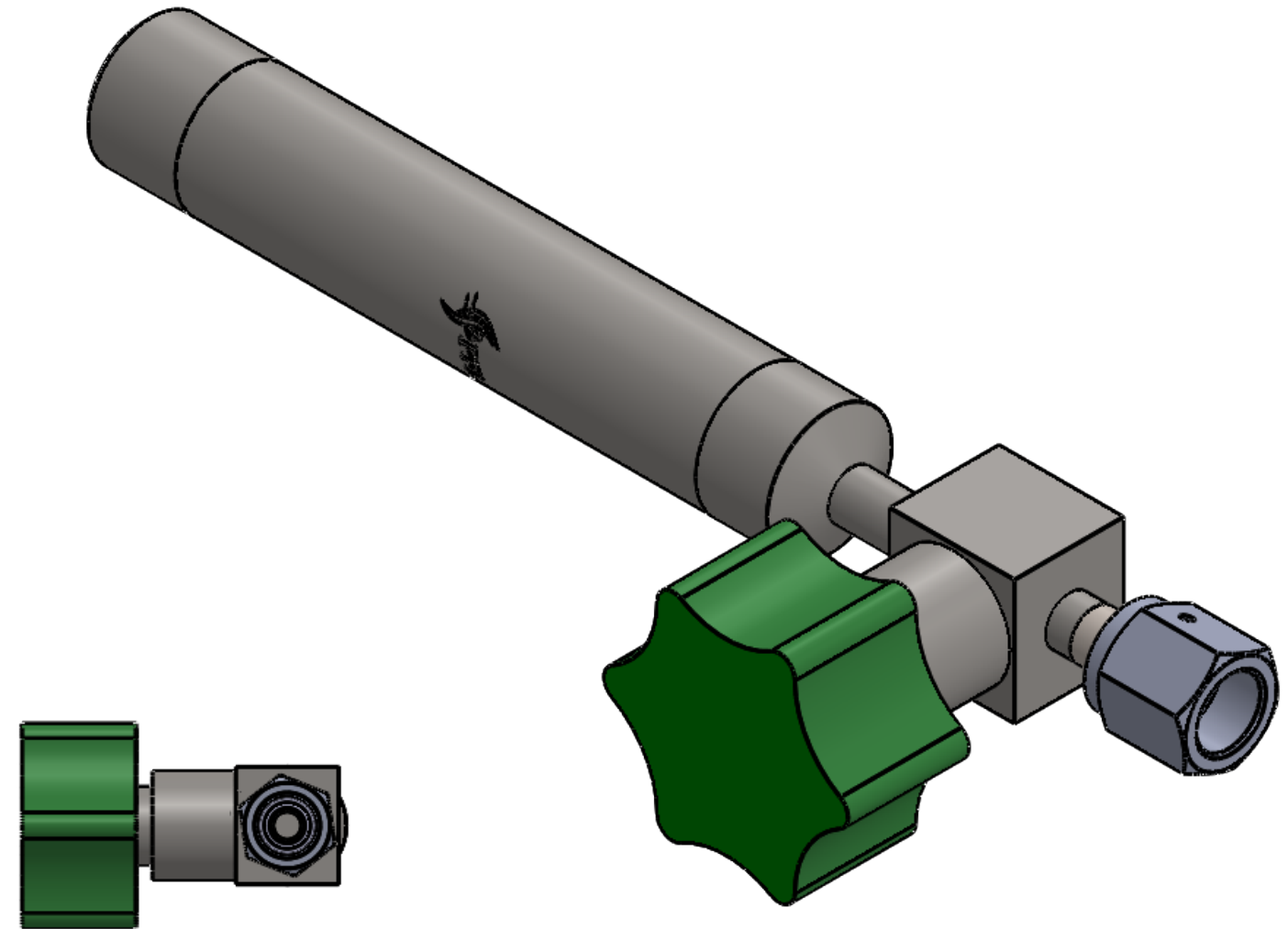
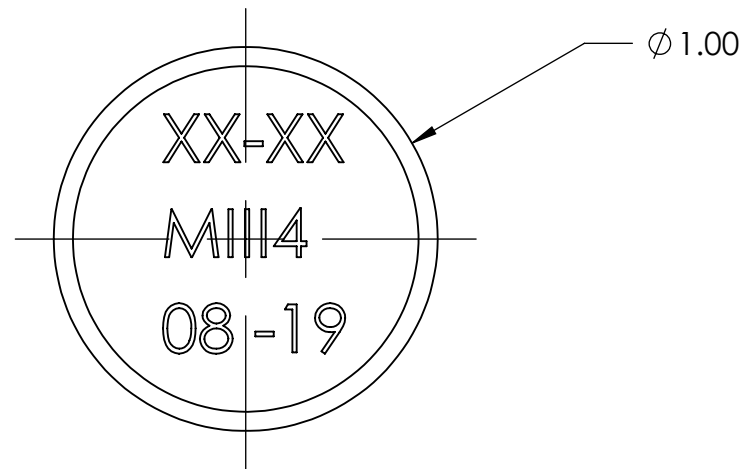
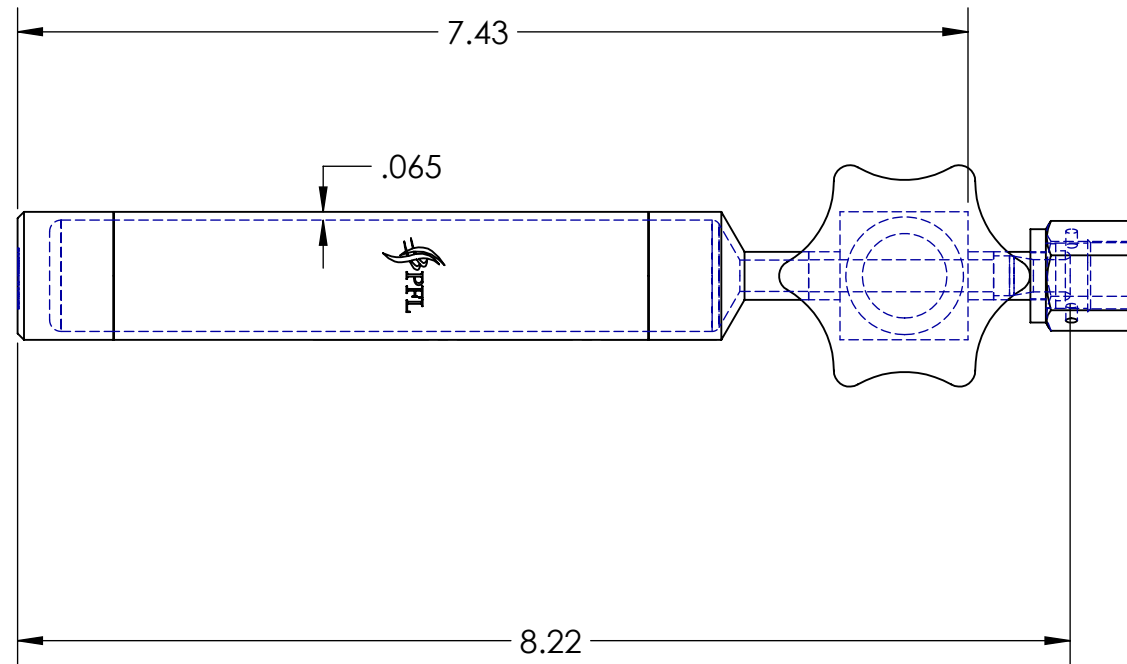


STYLE NUMBER: 0202.2FV



ITEM NO.	PART NUMBER	DESCRIPTION	QTY.
1	0202-0003	SAMPLE HEAD	1
2	0513	-SAMPLE BASE	1
3	0202	-SAMPLE BODY	1
4	6LV-4-HVCR-3-.60SRP		1
5	SS-4-VCR-1	NUT,FEMALE,1/4 VCR	1
6	VLV-ST-44N45N-RH	GASFLO VAVLE, GREEN HANDLE	1

TOLERANCES UNLESS OTHERWISE SPECIFIED ANGULAR: ±0.5° ±0°30' ONE PLACE DECIMAL: ±.1in [±.254mm] TWO PLACE DECIMAL: ±.01in [±.25mm] THREE PLACE DECIMAL: ±.005in [±.127mm] BREAK ALL SHARP CORNERS: R.02/0in [R.50/.25mm] SURFACE FINISH: 63 [1.6]		INTERPRET GEOMETRIC TOLERANCING PER THIRD ANGLE PROJECTION UNLESS OTHERWISE SPECIFIED: PRIMARY DIMENSIONS ARE INCH. ALTERNATE UNITS ARE MM.		PRECISION FABRICATORS LTD. 171 TOSCA DRIVE STOUGHTON, MA 02072 (781) 341-7241 PHONE (781) 341-7245 FAX	
NOTICE OF CONFIDENTIAL INFORMATION INFORMATION CONTAINED HEREIN IS CONFIDENTIAL AND IS THE PROPERTY OF PRECISION FABRICATORS LTD. WHERE FURNISHED WITH A PROPOSAL THE RECIPIENT SHALL USE IT SOLELY TO EVALUATE THE PROPOSAL. WHERE FURNISHED TO A CUSTOMER IT SHALL BE USED SOLELY FOR PURPOSES OF INSPECTION INSTALLATION, OR MAINTENANCE. WHERE FURNISHED TO A SUPPLIER IT SHALL BE USED SOLELY IN THE PERFORMANCE OF WORK CONTRACTED FOR BY THIS COMPANY. THE INFORMATION SHALL NOT BE USED OR DISCLOSED BY THE RECIPIENT FOR ANY OTHER PURPOSE WHATSOEVER.		NAME: MJC DATE: 10/20/2013	TITLE: PF50CC-F Sample Cylinder		
DRAWN: MJC CHECKED: ENG APPR.: MFG APPR.: Q.A.:		SIZE: B DWG. NO.: 0202 - SAMPLE CYLINDER ASSEMBLY - VLV+VCR SCALE: 1:2	REV: 2	SHEET 2 OF 2	

DO NOT SCALE DRAWING

SCALE: 1:2

SHEET 2 OF 2