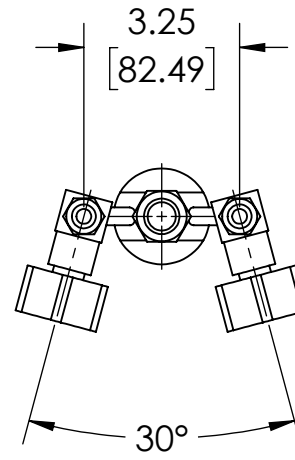
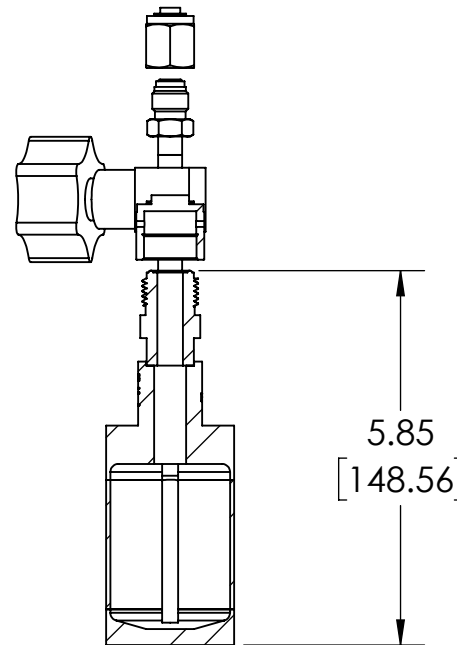
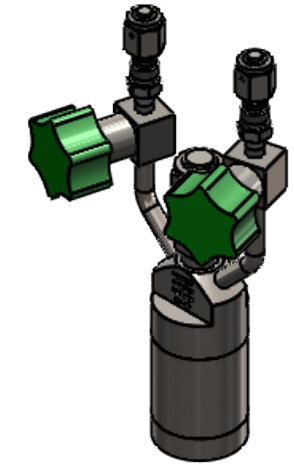


DESIGN SPECIFICATION	
CYLINDER MODEL	PF-0100CCVBC-MG-DT
CYLINDER SIZE	2.000 DIA
CYLINDER WORKING VOLUME	100CC
CYLINDER TOTAL VOLUME	115CC
CYLINDER TARE WEIGHT	4.16LBS
DESIGN PRESSURE	300 PSIG
VACUUM	5x10 <sup>-9</sup> Pa-mm <sup>3</sup> /sec
TEST PRESSURE	600 PSIB
DESIGN TEMPERATURE	121c
INTERNAL FINISH	10ra MAX ELECTROPOLISH
EXTERNAL FINISH	10ra MIRROR
FILLPORT	GASFLO,AD-HP0504
INLET VALVE	GF VLV-ST-SS44-TSMFS-PI
OUTLET VALVE	GF VLV-ST-SS44-TSMFS-PI
THERMOWELL	NO
DIPTUBE	YES / INLET
MATERIAL OF CONSTRUCTION	316L SS
D.O.T. SPECIFICATION	DOT4B
TOLERANCE (UNLESS OTHERWISE SPECIFIED)	±.060

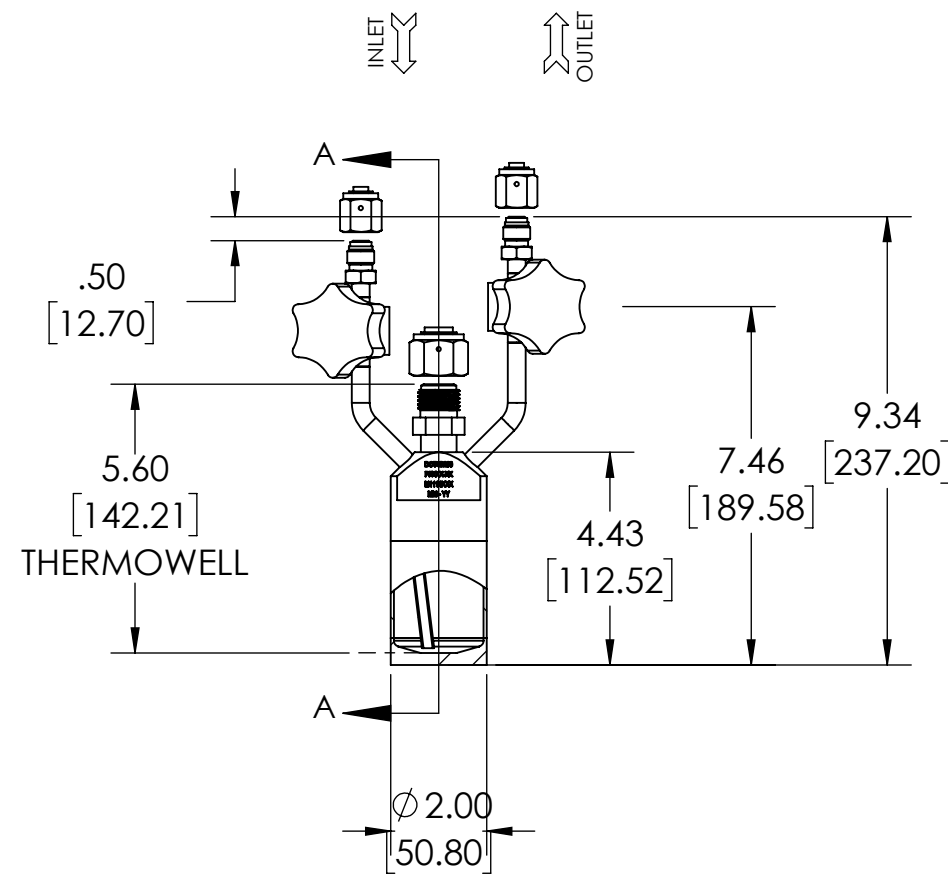


PART NUMBER: 207.5HT

ZONE	REV.	DESCRIPTION	DATE	APPROVED
	1	INITIAL RELEASE	11/14/2013	
	5	HI TEMP; MIRROR FINISH	9/25/2019	



SECTION A-A



PART NUMBER	DESCRIPTION	QTY.
0207-0002 - BASE	BASE	1
0207-0003 - BODY	BODY	1
0207-0004 - cap	CAP	1
Default	INLET STEM	3
AD-HP0504	FILLPORT, 1/2" MALE VCR	1
GLD-SS-6TS-1425 ORIGINAL	GLAND,VCR,1/4"	2
SS-4-HVCR-4SR	NUT,MALE,VCR,1/4"	2
VLV-ST-44N45N-RH	GASFLO VAVLE, GREEN HANDLE	2
SS-4-VCR-CP	Swagelok CAP, 1/4" VCR	2
SS-8-VCR-CP	CAP,1/2 VCR	1

TOLERANCES UNLESS OTHERWISE SPECIFIED  
 ANGULAR: ±0.5° ±0°30'  
 ONE PLACE DECIMAL: ±.1in [±.254mm]  
 TWO PLACE DECIMAL: ±.01in [±.25mm]  
 THREE PLACE DECIMAL: ±.005in [±.127mm]  
 BREAK ALL SHARP CORNERS: R.02/01in [R.50/.25mm]  
 SURFACE FINISH: 63 [1.6]

INTERPRET GEOMETRIC TOLERANCING PER THIRD ANGLE PROJECTION  
 UNLESS OTHERWISE SPECIFIED: PRIMARY DIMENSIONS ARE INCH. ALTERNATE UNITS ARE MM.

**PRECISION FABRICATORS LTD.**  
 171 TOSCA DRIVE  
 STOUGHTON, MA 02072  
 (781) 341-7242 PHONE  
 (781) 341-7245 FAX

**NOTICE OF CONFIDENTIAL INFORMATION**

INFORMATION CONTAINED HEREIN IS CONFIDENTIAL AND IS THE PROPERTY OF PRECISION FABRICATORS LTD. WHERE FURNISHED WITH A PROPOSAL THE RECIPIENT SHALL USE IT SOLELY TO EVALUATE THE PROPOSAL. WHERE FURNISHED TO A CUSTOMER IT SHALL BE USED SOLELY FOR PURPOSES OF INSPECTION INSTALLATION, OR MAINTENANCE. WHERE FURNISHED TO A SUPPLIER IT SHALL BE USED SOLELY IN THE PERFORMANCE OF WORK CONTRACTED FOR BY THIS COMPANY. THE INFORMATION SHALL NOT BE USED OR DISCLOSED BY THE RECIPIENT FOR ANY OTHER PURPOSE WHATSOEVER.

NAME	DATE	TITLE:
DRAWN JTS	5/30/2014	PFL-100CC CYLINDER CUSTOMER DWG
CHECKED DD	5/30/2014	
ENG APPR. DD	5/29/2014	
MFG APPR.	12/28/1799	
Q.A.	12/28/1799	
DO NOT SCALE DRAWING		SCALE: 1:4

SIZE	DWG. NO.	REV
B	0207-0001	5